

marathon®



INDUSTRIAL GLOBETROTTER® MOTOR

APRIL 2025 | BROCHURE | NORTH AMERICA, LATIN AMERICA

MOTORS TO GET

Globetrotter®

TOTALLY ENCLOSED MOTORS

Customers choose Globetrotter motors for general purpose industrial applications. Why? Globetrotter motors, 1.5 HP through 200 HP, provide the much sought after durability and dependability.

The redesigned totally enclosed cast iron construction now includes:

- IP55 protection
- Division 2/ Zone 2, Class I (gases), Groups A, B, C, D
- Dual frame mounting holes
- F1 to F2 mounting capability

These additional features make this motor ready for the toughest environments and more versatile than ever.

Globetrotter motors are designed to meet or exceed the customer's expectations in the most demanding applications.


See our Accessory Kits and Modification sections in our product catalog for additional options:

- C-face
- Cast iron conduit boxes
- Cast iron fan guards
- BCP™ bearing current protection**

**Bearing current protection may not be installed on motors used in a division 2 location.

Steel fan cover for optimum strength
Cast iron fan guard covers available for severe service


Outer bearing cap
(inner bearing cap not shown)



Non-sparking external cooling fan

Oversized, steel conduit box
Rotatable in 90° increments
Cast iron conduit box available

THE JOB DONE



MOTORS FOR YOU



Globetrotter® General Purpose Drip Proof

- 143-365 steel frame; 256-449 cast iron frame
- 0.75 - 500 HP
- 2, 4, 6 pole
- 200V, 230/460V, 460V on 125 HP and up, 575V
- Drip proof enclosure
- Steel conduit box
- 1.15 service factor on sinewave
- Class F, Class B rise insulation
- Bearing caps 284-449
- NEMA Premium® efficiencies
- Inverter duty 10:1
- F1/F2 compatible
- Dual frame mounting
- UL® recognized, CSA® certified, CE® mark



Globetrotter General Purpose Drip Proof C-Face

- 143-365 steel frame, 404 cast iron frame
- 0.75 - 200 HP
- 2, 4 pole
- 230/460V, 575V (only through 50 HP)
- Drip proof enclosure
- Steel conduit box
- 1.15 service factor on sinewave
- Class F, Class B rise insulation
- Ball bearings, mechanically locked on shaft end
- NEMA Premium efficiencies
- Inverter duty 10:1
- F1/F2 compatible
- Dual frame mounting
- UL recognized, CSA certified, CE mark



Globetrotter Close Coupled Pump Drip Proof

- 143-326 steel frame
- 0.75 - 50 HP
- 2, 4, 6 pole
- 200V, 230/460V, 575V
- NEMA® JM and JP shaft dimensions
- JM and JP frames have rigid base
- JMV and JPV frames for vertical mount without base
- Drip proof enclosure
- Steel conduit box
- 1.15 service factor on sinewave
- Ball bearings, mechanically locked on shaft end
- Class F, Class B rise insulation
- Meets or exceeds USA mandated efficiencies
- Inverter duty 10:1
- F1/F2 compatible
- Dual frame mounting
- UL recognized, CSA certified, CE mark

*The following trademarks are not owned by, or under the control of Marathon Electric LLC: CE is a trademark or tradename of European Unions; CSA is a tradename of CSA Group; NEMA and NEMA Premium are trademarks of National Electrical Manufacturers Association; UL is a trademark or trade name of Underwriters Laboratories.

HVAC



CONVEYORS



COMMERCIAL PUMPING



GH APPLICATIONS



GlobeTrotter®* General Purpose TEFC

- Rolled steel frame 143-256
- Cast iron frame 143-449
- 1.5 - 450 HP
- 2, 4, 6 pole
- 200V, 230/460V, 460V on 125 HP and up, 575V
- TEFC enclosure
- IP43 protection on rolled steel frames
- IP55 protection on cast iron frames
- Division 2, Zone 2 Class I (gases) Groups A,B,C,D
- Meets temperature code T2B
- Steel conduit box & fan guard
- 1.15 service factor on sinewave
- Class F, Class B rise insulation
- Bearing lock 182-286
- Bearing caps 324 and up
- NEMA Premium®* efficiencies
- Inverter duty 10:1
- F1/F2 compatible
- Dual frame mounting
- UL®* recognized, CSA®* certified, CE®* mark



GlobeTrotter General Purpose TEFC C-face

- Rolled steel frame 143-256
- Cast iron frame 213-449
- 1.5 - 450 HP, 2, 4, 6 pole, C-face footed
- 1.5 - 450 HP, 2, 4, 6 pole, C-face footless
- 200V, 230/460V, 575V (only C-face footed)
- TEFC enclosure
- IP43 protection on rolled steel frames
- IP55 protection on cast iron frames
- Cast iron construction
- Division 2, Zone 2 Class I (gases) Groups A,B,C,D
- Meets temperature code T2B
- Steel conduit box & fan guard
- 1.15 service factor on sinewave
- Class F, Class B rise insulation
- Bearing lock 182-286
- Bearing caps 324 and up
- NEMA Premium efficiencies
- Inverter duty 10:1
- F1/F2 compatible
- Dual frame mounting
- UL recognized, CSA certified, CE mark



GlobeTrotter Close Coupled Pump TEFC

- Rolled steel frame 182-215
- Cast iron frame 254-326
- 1.5 - 50 HP
- 2, 4, 6 pole
- 200V, 230/460V, 575V
- NEMA®* JM and JP shaft dimensions
- JM and JP frames have rigid base
- JMV and JPV frames for vertical mount without base
- TEFC enclosure
- IP43 protection on rolled steel frames
- IP55 protection on cast iron frames
- Division 2, Zone 2 Class I (gases) Groups A,B,C,D
- Meets temperature code T2B
- Steel conduit box & fan guard
- 1.15 service factor on sinewave
- Class F, Class B rise insulation
- Bearing lock 182-286, bearing caps 324-326
- Meets or exceeds USA mandated efficiencies
- Inverter duty 10:1
- F1/F2 compatible
- Dual frame mounting
- UL recognized, CSA certified, CE mark

*The following trademarks are not owned by, or under the control of Marathon Electric LLC: CE is a trademark or tradename of European Unions; CSA is a tradename of CSA Group; NEMA and NEMA Premium are trademarks of National Electrical Manufacturers Association; UL is a trademark or trade name of Underwriters Laboratories.

COOLING TOWERS



INDUSTRIAL CONVEYORS



INDUSTRIAL PUMPING



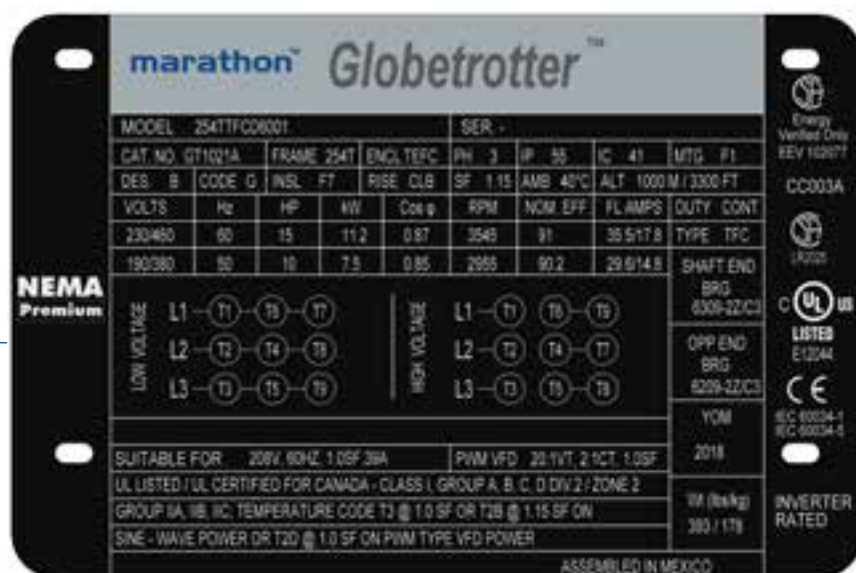
GENERAL INFORMATION

WEBSITE AND E-COMMERCE

Information can be accessed instantly, any time of the day on our website and e-commerce site at www.marathonelectric.com. Our comprehensive product data is available in a convenient bundled file called our data sheet, or by individual certification and performance files. Download CAD files for products, view products in a 360° rotatable view or access necessary dimensional drawings all in one place.

[DATA SHEET ±](#)[OUTLINE](#)[CONNECTION](#)[CERTIFICATION](#)[PERFORMANCE](#)[2D CAD ±](#)[3D CAD ±](#)[WARRANTY](#)[MANUAL](#)

NAMEPLATE INFORMATION



The nameplate is the key to selecting the proper replacement motor. The model number is the key to finding the correct replacement parts.

Agency symbols

Connection details for low or high voltage

Inverter information and UL® listed Division 2

MODEL - The ID number

CAT.NO. - Catalog number

FRAME - Size and mounting

ENCL - Enclosure

PH - Electrical phase

IP - Ingress protection

IC - Inherent cooling

MTG - Conduit box location - F1 or F2

DES - Code by NEMA®

CODE - NEMA locked-rotor KVA

INSL - Insulation class

RISE - Full load operating temperature

SF - Percentage of rated HP the motor can safely operate at

AMB - The allowable surrounding air temperature

ALT - The allowable altitude

VOLTS - Voltage rating of the motor at the operating frequency

HZ - Input frequency of the power supply

HP - Rated horsepower the motor will produce

kW - Rated output in watts

Cos - Cosine is the ratio of actual power to the apparent power

RPM - Full load speed at rated frequency

NOM.EFF. - Average efficiency

FL AMPS - The rated load current expressed in amps at the nameplate HP, voltage and frequency

DUTY - Time rating under load

SHAFT END BRG - Drive end bearing size

OPP END BRG - Opposite drive bearing size

YOM - Year of Manufacture

Wt (lbs/kg) - Motor weight in pounds and kilograms

*The following trademarks are not owned by or under the control of Marathon Motors LLC: NEMA and NEMA Premium are trademarks of National Electrical Manufacturers Association; UL is a trademark or trade name of Underwriters Laboratories.

COMPETITIVE ANALYSIS - TEFC - FOOTED

Features	Marathon® Globetrotter® Motors (Old)	Marathon® Globetrotter® Motors (New)	Baldor® Super-E® Motors ECP-Severe Duty	TECO® MAX-E1® Motors
NEMA Premium®*	Yes	Yes	Yes	Yes
Inverter Capable	Yes	Yes	Yes	Yes
SGR	Pre drilled for SGR	Mod available	Mod available	Mod available
Frame Material	Cast iron 182-449	Rolled steel up to 256, cast iron 182-449	Steel up to 210, cast iron 250 and up	Cast iron
F2 Convertible	Yes	Yes and dual drilled for larger frames	Yes	Yes with dual drilled for larger frames
IP Code	IP43	IP43 rolled steel IP55 cast iron	IP55	IP54
Hazardous loc.	None	Div 2, class I	Div 2, class I	Div 2, class I
Drain	Drain hole in bracket up to 210, and in frame for 250 and up	Brass drain & brass breather on each bracket, radially	On brackets, axial	Drain hole on each bracket, radially
Bearing Cap	Internal & external on both ends	Internal & external on both ends (324 frame and up)	Internal on both ends	Internal & external on 280 and up
Greasing	Grease fittings	Grease fittings	Pipe plug	Automatic grease discharge fittings
Fan Guard/ Conduit Box Material	Steel with cast iron kits available	Steel with cast iron kits available	Cast iron	Cast iron
Name Plate Material	Aluminum	Stainless steel	Stainless steel	Stainless steel

COMPETITIVE ANALYSIS - ODP - FOOTED

Features	Marathon Globetrotter (Old)	Marathon Globetrotter (New)	Baldor Super-E Motors	TECO Motors ASHH & ASGH
NEMA Premium	Yes	Yes	Yes	Yes
Inverter Capable	Yes	Yes	Yes	Yes
SGR	Pre-drilled for SGR	Mod available	Mod available	Some models may have SGR
Frame Material	Rolled steel up to 286, cast iron for 324 & up	Rolled steel extended up to 365 frame, cast iron 400 frame & up	Rolled steel up to 400	Rolled steel up to 280 cast iron 140 to 440
F2 Convertible	Yes	Yes and dual drilled for larger frames	Yes	No for rolled steel up to 280. Yes for all cast iron frames
IP Code	IP21	IP21	-	IP22
Bearing Cap	Internal & external on both ends	Internal & external on both ends (284 frame and up)	No	Internal & external on both ends 280TS & up
End Brackets Material	Cast iron	Cast iron	Cast iron on cast iron frames	Cast iron on cast iron frames
Conduit Box Material	Steel with cast iron kits available	Steel with cast iron kits available	Aluminum up to 360, cast iron for 400 & up	Rolled steel
Name Plate Material	Aluminum	Stainless steel	Aluminum	Stainless steel

*The following trademarks are not owned by or under the control of Marathon Motors LLC: Baldor is a trademark or tradename of ABB Motors And Mechanical Inc; NEMA Premium are trademarks of National Electrical Manufacturers Association; Super E is a trademark or tradename of ABB Motors And Mechanical Inc; Teco is a trademark or tradename of TECO-Westinghouse;



Marathon Electric LLC

100 East Randolph Street

Wausau, WI 54402-8003

Phone: 715-675-3359


Fax: 715-675-8026

MarathonElectric.com



Sign up to stay updated
with our Industrial motors
news

<http://eepurl.com/iOBkAQ>



The proper selection and application of products and components, including assuring that the product is safe for its intended use, are the responsibility of the customer.

To view our Standard Terms and Conditions of Sale, please visit <https://www.marathonelectric.com> (which may redirect to other website locations based on product family).

The following trademarks are not owned by or under the control of Marathon Electric LLC: Baldor is a trademark or tradename of ABB Motors And Mechanical Inc; CE is a trademark or tradename of European Unions; CSA is a tradename of CSA Group; NEMA and NEMA Premium are trademarks of National Electrical Manufacturers Association; Super E is a trademark or tradename of ABB Motors And Mechanical Inc; Teco is a trademark or tradename of TECO-Westinghouse; UL is a trademark or trade name of Underwriters Laboratories; WEG is a trademark or tradename of WEG Equipamentos Eléctricos S.A.

"Marathon Motors" is not indicative of legal entity.

Marathon Motors, BCP, Globetrotter and Marathon are trademarks of Marathon Electric LLC or one of its affiliated companies.

©2019, 2024 Marathon Electric LLC, All Rights Reserved.

MM-BR25068E-R1 • Form# MB0087E